

YOU MUST HAND IN YOUR WORK BY TO



HOW LONG
should this assignment take?

Every person works at his / her own pace.
As a guide, this should take you 5 hours to read and research and another 3 hours to write your answers and discuss them with your tutor.



HOW
will I be assessed?

Your tutor will assess your work. He / she will give you feedback on how you have done. If your work needs further work to be passed, then you will be given the chance to do further work to bring it "up to scratch". For more details, please refer to your MOLP's own guidance.



WHAT
do I do now?

Read the TASKS section below.
Then read the NOTES AND GUIDANCE section.
Carry out the TASKS.

TASKS

- 1 Analyse a song from your own music collection. Look at the notes on P12 - P19 for guidance. Remember to take a copy of the song to your tutorial so that you can discuss your answers with your tutor.




RHYTHM

- a) What is the tempo of the song (the beats per minute)?
Would you describe it as fast, slow, or medium-paced?

- b) Choose TWO sections of the music and count the number of bars in each. Is there anything unusual about the length of each section?

- c) Describe the rhythms (these might be percussion parts, or guitar or other instruments). Are they simple or syncopated?




CHORDS

- a) Describe the chords you hear. Are they predictable or unusual? Do they change often or little? Do they repeat? Do they sound simple or 'jazzy' or 'colourful' or clashing?



LYRICS

- a) Listen to the lyrics. What are they trying to say?



STRUCTURE

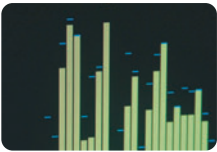
- a) List the sections (intro, verse, chorus etc) or list them using AB terms – see notes and guidance for help.



MELODY (TUNE)

- a) Describe the melody of one of the sections. Are the phrases long or short, repetitive or diverse, covering a small or large range of notes?

- b) What are the main hooks? (These could be a chorus melody, or a particular riff, or a sound, or a lyric, or a sample – any element that seems unique in the song).



DYNAMICS

- a) Which is the strongest section – the most intense? What makes it the most intense?



CHORDS

2 Write out the most common chords you would play in the key of G Major. Number I and II are given to you.

I (1) G major	II (2) A minor	III (3)	IV (4)	V (5)	VI (6)
------------------	-------------------	---------	--------	-------	--------

3 Play the following chord sequences on an instrument. Start on any major chord and work out where the others are.

I - II - V - I

I - VI - IV - V

Name one song which uses either sequence, or write your own and play it to your tutor.



LYRICS

4 Pick up a copy of today’s newspaper. Cut out headlines or short pieces of text and use this as a basis for a lyric. Write your lyric here. (Write at least two lines which rhyme)

1)

2)

5 Give two examples of songs where the words and music complement each other.

a) Title of song	b) Title of song
Describe words	Describe words
Describe music	Describe music
Why do they match?	Why do they match?